

DEEP SOAKING TUB

Omnitub Deep Soaking Tub

1600 × 1050 × 625 mm

600 mm internal soaking depth · 625 mm external height

Hand-built Omnigel® · white in stock · any colour made to order · self-levelling feet · 30-year warranty

ORDER OR ASK US ANYTHING

ONLINE www.omnitub.co.uk

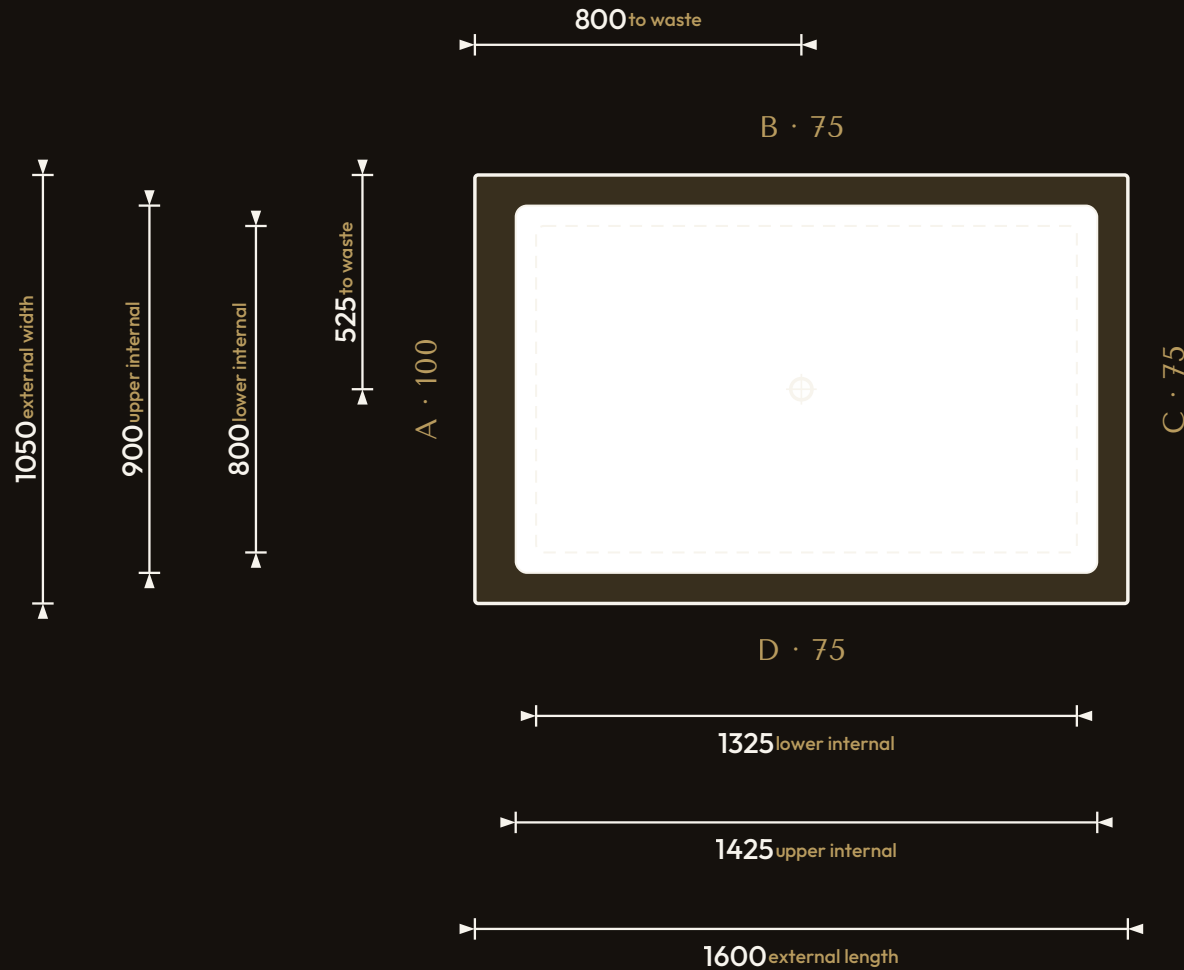
PHONE +44 1934 751 200

WHATSAPP +44 1934 751 200

EMAIL info@omnitub.co.uk



VIEWED FROM ABOVE



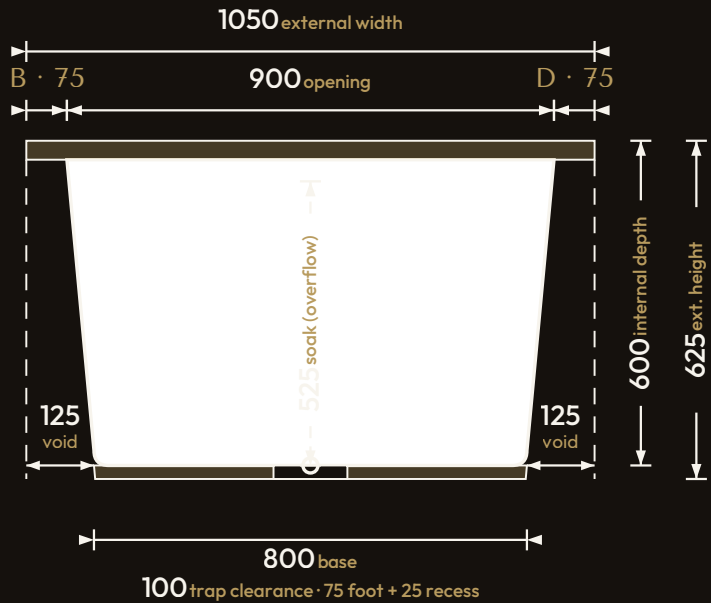
Specification

DIMENSIONS	1600 × 1050 × 625 mm
INTERNAL DEPTH	600 mm
EXTERNAL HEIGHT	625 mm
SOAK DEPTH	up to 600 mm · 525 mm with overflow
OPENING (INTERNAL)	1425 × 900 mm
BASE (INTERNAL)	1325 × 800 mm
FLANGES	A 100 mm · B/C/D 75 mm
VERTICAL FLANGE	35 mm
TAPER	50 mm per side over the depth
CORNER RADIUS	~27.5 mm internal
WASTE	∅ 52 mm (1½" BSP) hole
MATERIAL	Hand-built Omnigel® · 7-layer built-up system
SURFACE	Hand-polished Omnigel®
COLOUR	Any colour · white shown = BS 4800 00 E 55
INSTALLATION	Above-floor, fully supported & dead level · or undermounted, overmounted, inset, part-submerged or raised
DELIVERY	Free UK Mainland Named Day Delivery · international to 220+ countries
WARRANTY	30-year
MADE IN	Somerset, United Kingdom

Note · the base falls toward the waste and is not flat. Set the tub dead level on a continuous mortar bed, packers, a foam base or silicone — fully supported and secure.

FOR INSTALLATION · WITHOUT FEET

END PROFILE



SIDE PROFILE

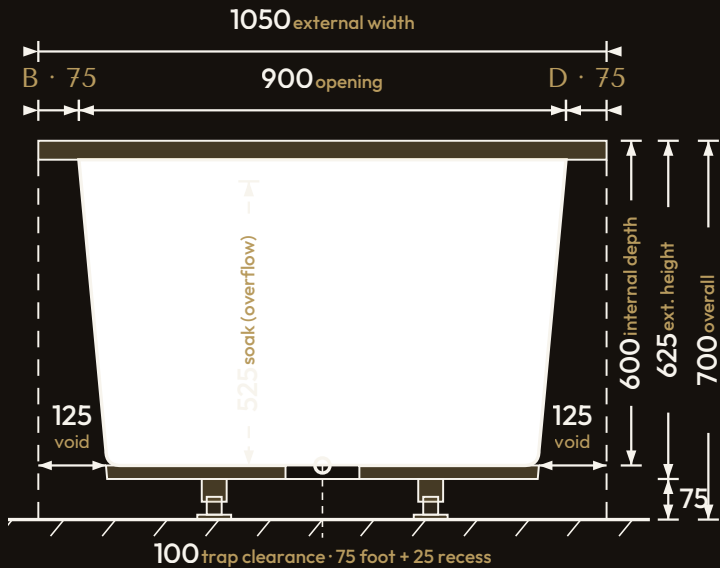


35 mm vertical flange · 50 mm taper / side · both profiles

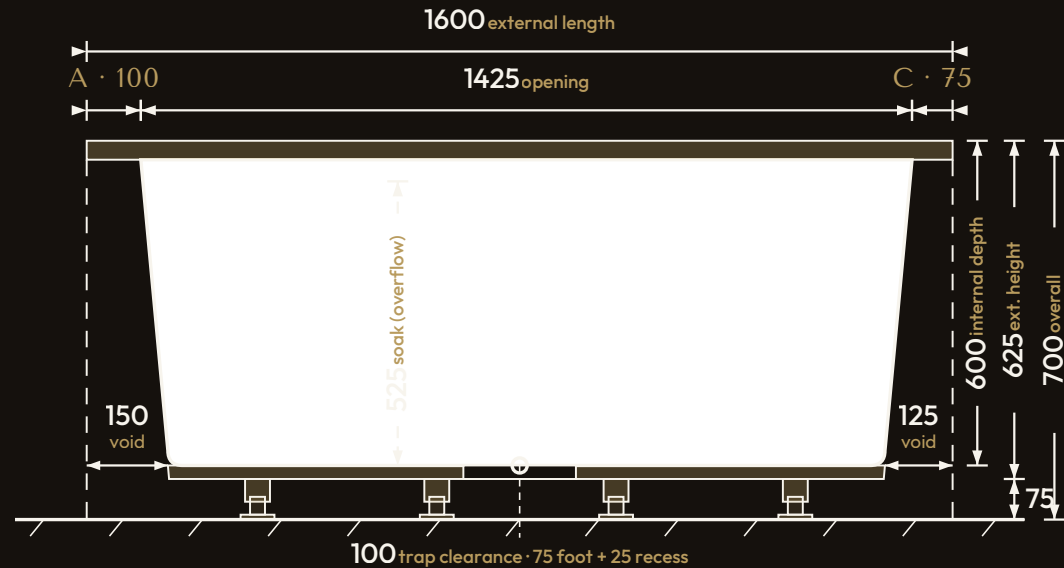
Profiles (no feet): END = section through the width; SIDE = section through the length, drawn to the same scale. Full-width external body with a recessed, tapered soaking well — 50 mm/side over the 600 mm depth, on a 35 mm vertical flange below the flat rim. The "void" is the clearance each side at the base for soil-stack / pipe runs. Flange A 100 mm; B, C, D 75 mm. All dimensions in millimetres.

FOR INSTALLATION · WITH FEET

END PROFILE



SIDE PROFILE



Omnitub® self-levelling feet · not fixed height · wind to suit · 700 mm benchmark · adjusts up to ~760 mm · both profiles

Installed on the feet: 8 Omnitub® self-levelling feet (END view shows 2, SIDE view shows 4). They are **not fixed height** — extend, lock, then wind down to suit; commonly set to a **700 mm overall** install height (625 mm tub + 75 mm foot) and adjustable beyond. The underside recess gains 25 mm, giving 100 mm of trap clearance at the waste. No load figure published. All dimensions in millimetres.

GET IN TOUCH

Omnitub Ltd

特 オムニタブ HANDMADE IN SOMERSET

ONLINE www.omnitub.co.uk

PHONE +44 1934 751 200

WHATSAPP +44 1934 751 200

EMAIL info@omnitub.co.uk

SHOWROOM Unit 6 Works 22, Bennett Road, Highbridge, TA9 4PW

WORKSHOP Unit 5 Batch Business Park, Lympsham, BS24 OES

White is always in stock; every colour is made to order. Self-levelling feet supplied.
Every Omnitub is hand built in Somerset from our 7-layer Omnigel® built-up system,
backed by a 30-year warranty.

