

DEEP SOAKING TUB

# Omnitub Deep Soaking Tub

1500 × 1500 × 625 mm

600 mm internal soaking depth · 625 mm external height

Hand-built Omnigel® · white in stock · any colour made to order · self-levelling feet · 30-year warranty

ORDER OR ASK US ANYTHING

ONLINE [www.omnitub.co.uk](http://www.omnitub.co.uk)

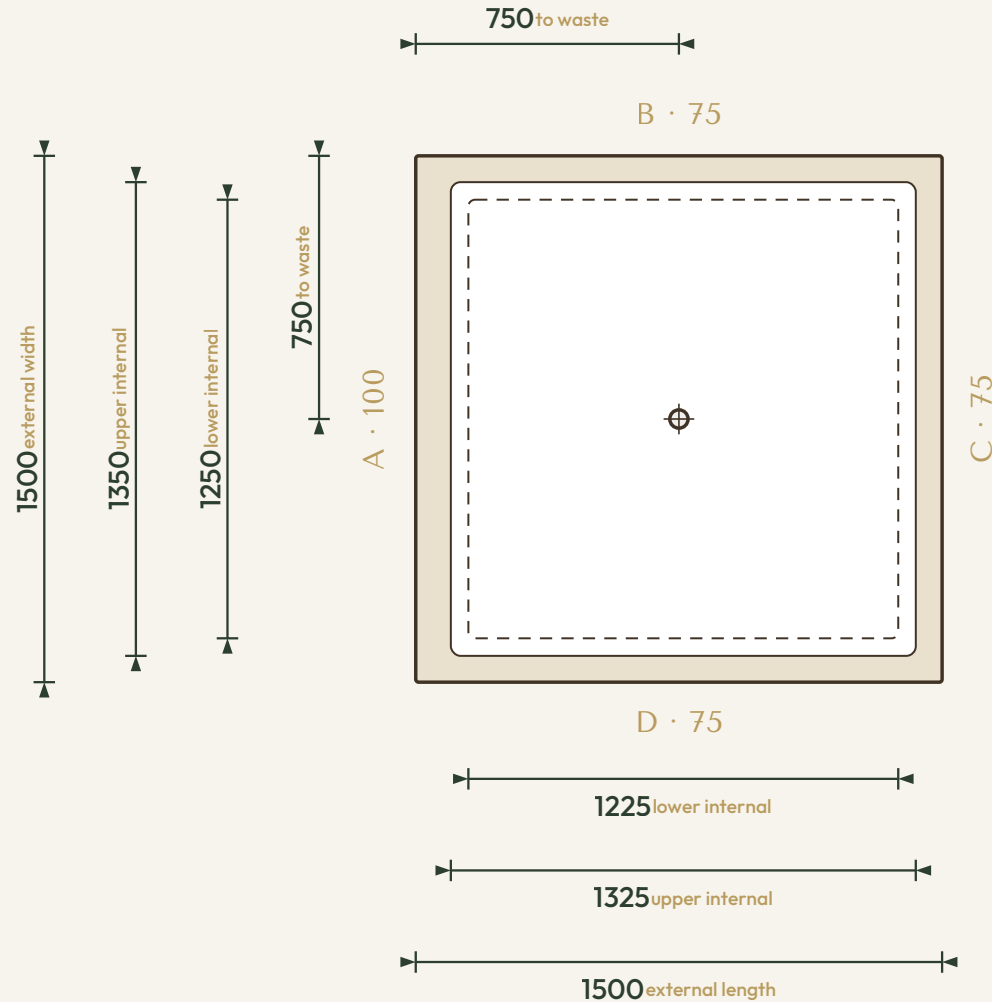
PHONE +44 1934 751 200

WHATSAPP +44 1934 751 200

EMAIL [info@omnitub.co.uk](mailto:info@omnitub.co.uk)



VIEWED FROM ABOVE



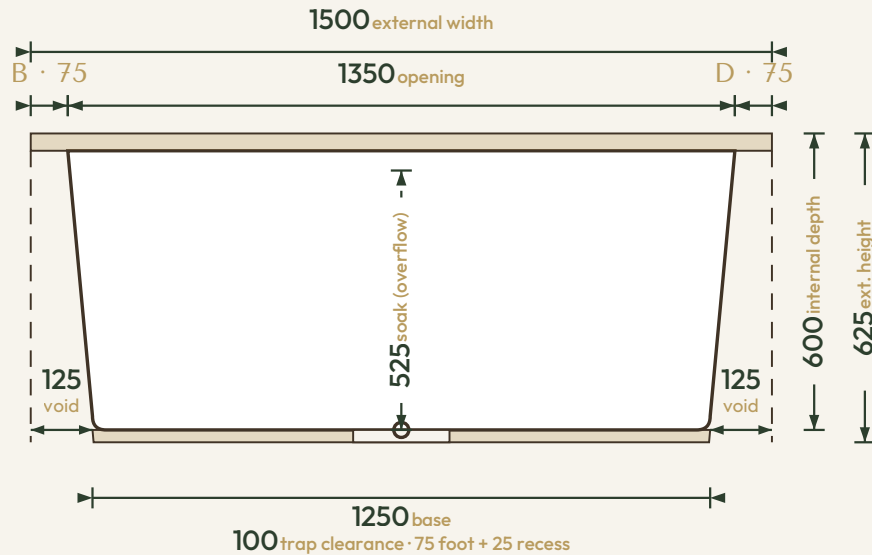
Specification

|                    |   |
|--------------------|---|
| DIMENSIONS         | 1500 × 1500 × 625 mm  |
| INTERNAL DEPTH     | 600 mm  |
| EXTERNAL HEIGHT    | 625 mm  |
| SOAK DEPTH         | up to 600 mm · 525 mm with overflow   |
| OPENING (INTERNAL) | 1325 × 1350 mm  |
| BASE (INTERNAL)    | 1225 × 1250 mm  |
| FLANGES            | A 100 mm · B/C/D 75 mm  |
| VERTICAL FLANGE    | 35 mm   |
| TAPER              | 50 mm per side over the depth   |
| CORNER RADIUS      | ~27.5 mm internal   |
| WASTE              | ∅ 52 mm (1½" BSP) hole  |
| MATERIAL           | Hand-built Omnigel® · 7-layer built-up system   |
| SURFACE            | Hand-polished Omnigel®  |
| COLOUR             | Any colour · white shown = BS 4800 00 E 55  |
| INSTALLATION       | Above-floor, fully supported & dead level · or undermounted, overmounted, inset, part-submerged or raised |
| DELIVERY           | Free UK Mainland Named Day Delivery · international to 220+ countries                                     |
| WARRANTY           | 30-year   |
| MADE IN            | Somerset, United Kingdom  |

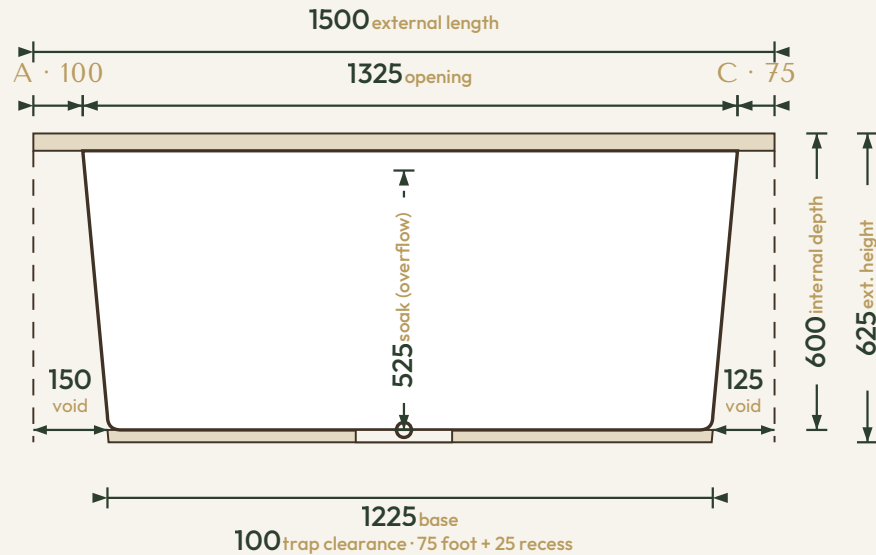
Note · the base falls toward the waste and is not flat. Set the tub dead level on a continuous mortar bed, packers, a foam base or silicone — fully supported and secure.

FOR INSTALLATION · WITHOUT FEET

END PROFILE



SIDE PROFILE

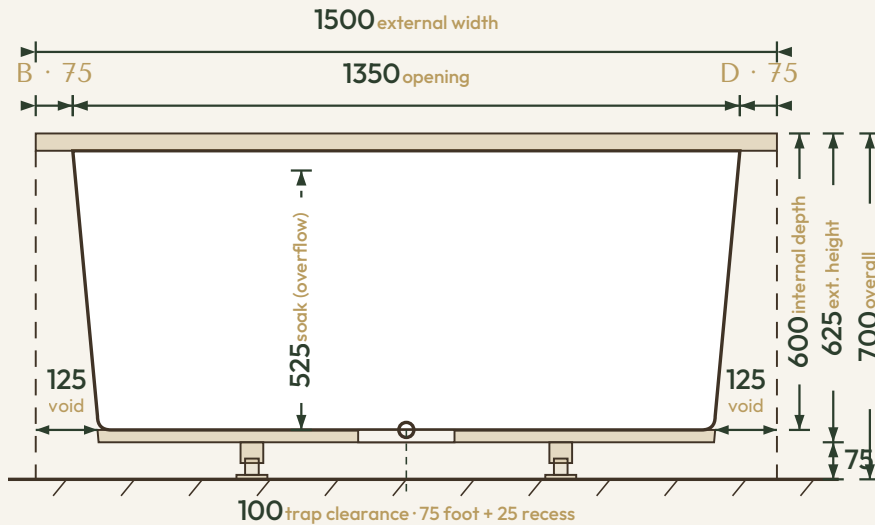


35 mm vertical flange · 50 mm taper / side · both profiles

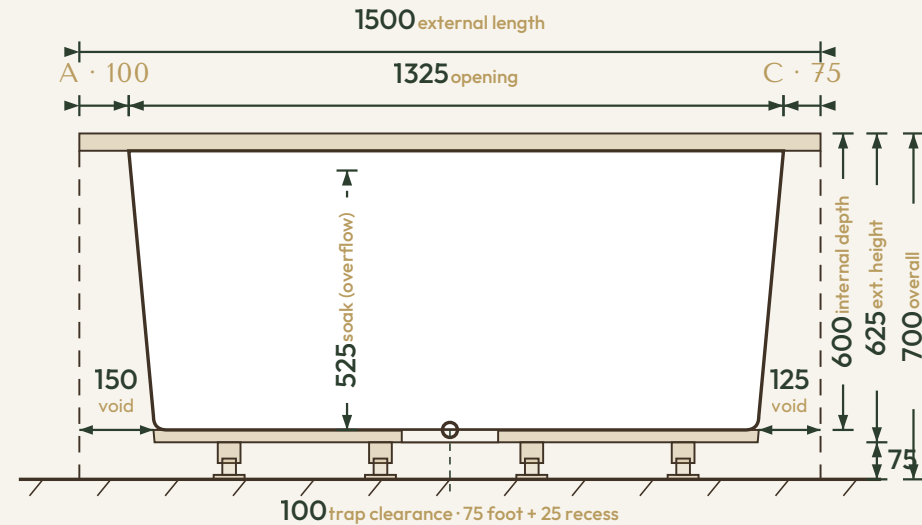
**Profiles (no feet):** END = section through the width; SIDE = section through the length, drawn to the same scale. Full-width external body with a recessed, tapered soaking well — 50 mm/side over the 600 mm depth, on a 35 mm vertical flange below the flat rim. The "void" is the clearance each side at the base for soil-stack / pipe runs. Flange A 100 mm; B, C, D 75 mm. All dimensions in millimetres.

FOR INSTALLATION · WITH FEET

END PROFILE



SIDE PROFILE



Omnitub® self-levelling feet · not fixed height · wind to suit · 700 mm benchmark · adjusts up to ~760 mm · both profiles

**Installed on the feet:** 8 Omnitub® self-levelling feet (END view shows 2, SIDE view shows 4). They are **not fixed height** — extend, lock, then wind down to suit; commonly set to a **700 mm overall** install height (625 mm tub + 75 mm foot) and adjustable beyond. The underside recess gains 25 mm, giving 100 mm of trap clearance at the waste. No load figure published. All dimensions in millimetres.

GET IN TOUCH

# Omnitub Ltd

特 オムニタブ HANDMADE IN SOMERSET

ONLINE [www.omnitub.co.uk](http://www.omnitub.co.uk)

PHONE +44 1934 751 200

WHATSAPP +44 1934 751 200

EMAIL [info@omnitub.co.uk](mailto:info@omnitub.co.uk)

SHOWROOM Unit 6 Works 22, Bennett Road, Highbridge, TA9 4PW

WORKSHOP Unit 5 Batch Business Park, Lympsham, BS24 0ES

White is always in stock; every colour is made to order. Self-levelling feet supplied.  
Every Omnitub is hand built in Somerset from our 7-layer Omnigel® built-up system,  
backed by a 30-year warranty.

